



2025
CATALOG



▪ SPECIALIZING IN CUSTOM SIZES AND SPECIES ▪

ABOUT US

For over twenty years, we have worked tirelessly to become one of Indiana's premier furniture manufacturers. From our beginning in hardwood tables, we have expanded our line to include benches. Our creations offer a wide range of styles and options to give you the personalized product you're looking for.

At Artistic Heirlooms, we believe that quality speaks for itself. You know it when you see it, and you know when you don't. That's why we pour everything we have into each piece, to ensure that you get the best value out of your purchase. Our furniture is made of solid hardwood construction from top to bottom. By utilizing our decades of experience and timeless techniques, we know our furniture will last — not only for your lifetime, but for the generations to come.

CARE OF SOLID WOOD TABLES

If cared for properly, your solid hardwood table can give you a lifetime of service and beauty. Here are several care tips that will enhance your solid hardwood table investment.

Curing & Durability: When you receive your table, the finish is 80% cured. This is similar to cement. It is hard, protected, and ready to use right away. However, it takes an additional 3-4 weeks for the final natural hardening of the surface. During this time, avoid exposing it to heat and moisture.

- Place your table away from radiators, fireplaces, and heating ducts.
- Position table out of direct sunlight or adjust blinds to avoid hours of direct sunlight.
- Control humidity to 40-45%. In the winter, use a dehumidifier. In the summer, use a dehumidifier or air conditioner.
- Store table leaves in close proximity to table or in the same humidity. Avoid storing leaves in damp basements where the leaves may swell.

- Avoid using nail polish remover, rubbing alcohol, and other solvents near or on the table.

Abrasion & Scratching: Catalyzed varnish is tough, but not indestructible. There will be scratches and dents along the way if you use your table, but there are ways to avoid this.

- Do not slide items across the table. Instead, lift and move them. Sliding dishes or cups that have a rough bottom will scratch the surface.
- Keep the table free of dust as even dust particles can be abrasive.

Cleaning Instructions: Clean with a soft cloth using mild non-alkaline soap and water solution. Then wipe dry with a soft cloth. To polish your furniture, we recommend Milsek Furniture Polish cleaner or Rustic Touch Furniture Polish. Avoid using wax or polish that contains silicone.

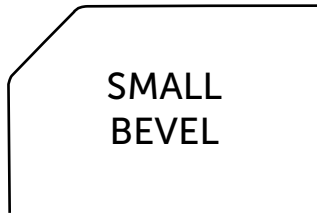
TABLE OF CONTENTS

Tables

Accent Double	7	Houston Trestle	37
Accent Single	7	Kingston	37
Alexander	8	Lakeshore	43
Anita's Table	8	Lincoln Trestle	45
Arlington.....	11	Lodge	47
Artesia.....	9	Logan	48
Austin	13	Madison	48
Belmont	15	Mission Leg.....	49
Bradley	17	Mission Trestle	51
Braxton	9	Oakley.....	49
Brunswick	18	Ocala.....	52
Callahan Double.....	21	Old Country.....	55
Callahan Single	23	Old Country Extension.....	56
Carson.....	18	Old Country Leg.....	56
Colonial Double Oval	25	Old World Mission.....	59
Colonial Double Square Round.....	25	Reno Double.....	61
Colonial Single	25	Reno Single.....	61
Columbus.....	27	Richland.....	63
Coronada	29	Shaker Mission.....	65
Country Heirloom Leg	33	Trenton	52
Country Heirloom Pub.....	31	West Village.....	53
Country Heirloom Trestle	33		
Denver.....	35	Benches	
Denver Single.....	35	Austin	66
Drop Leaf Leg.....	19	Callahan.....	66
Drop Leaf Pedestal	19	Country Heirloom	67
Durango Mini	36	Denver.....	67
Galveston Double	36	Homestead	68
Henderson Double QUICK SHIP	39	Madison	68
Henderson Single QUICK SHIP	39	Mission	69
Homestead Leg	41	Oakley.....	69
Homestead Pub	41	Old Country.....	70
Homestead Trestle.....	41	Shaker Mission.....	70
		Traditional	71



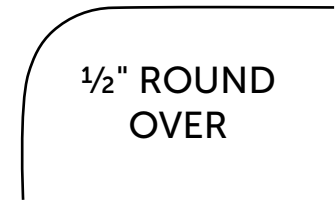
TABLE EDGE OPTIONS



SMALL
BEVEL



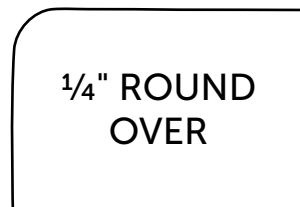
MISSION
EDGE



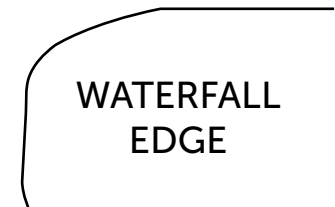
1/2" ROUND
OVER



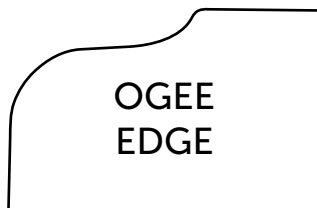
3/8" ROUND
OVER



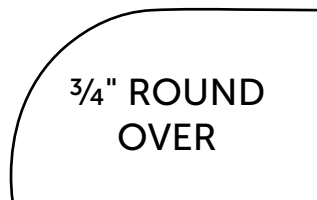
1/4" ROUND
OVER



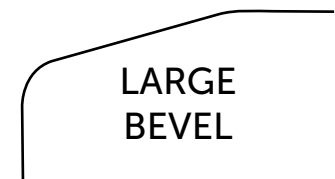
WATERFALL
EDGE



OGEE
EDGE



3/4" ROUND
OVER



LARGE
BEVEL

PLEASE NOTE:

All tables and benches are available in different sizes and wood species than shown.





ACCENT

ACCENT DOUBLE

Features:

- 4 Self-Storing Leaves
- 1" Boat Shape Top with Beveled Edge

Shown:

- 48" X 72"
- Top: Brown Maple with Dark Knight Stain
- Base: QSWO with Driftwood Stain
- F&N Westin Chairs and Mansfield Extend-a-Bench



ACCENT SINGLE

Features:

- 1" Bow End Top with Beveled Edge
- Optional: 18" Butterfly Leaf

Shown:

- 48" X 48" with 2 Leaves



ALEXANDER

Features:

- 4 Self-Storing Leaves
- 1" Rectangle Top with Beveled Edge

Shown:

- 42" X 72"
- Brown Maple with Coffee Stain

ANITA'S TABLE

Features:

- 4 Self-Storing Leaves
- 1" Boatshape Top with Beveled Edge
- 2 ½" Straight Skirt

Shown:

- 42" x 72"



ARTESIA [NEW]

Features:

- 4 Self-Storing Leaves
- 1" Bow End Top with Waterfall Edge

Shown:

- 42" X 72"
- Quarter Sawn White with Shadow Stain



BRAXTON [NEW]

Features:

- 1 3/4" Live Edge

Shown:

- 42" X 72 in Brown Maple with Bel Air Stain

ARLINGTON





ARLINGTON

Features:

- 4 Self-Storing Leaves
- 1" Boat Shape Top with Beveled Edge

Shown:

- 48" X 72"
- QSWO with Asbury Stain



AUSTIN





AUSTIN

Features:

- 4 Self-Storing Leaves
- 1" Rectangle Top with Beveled Edge

Shown:

- 42" X 72"
- Top: Brown Maple with Asbury Stain
- Base: Brown Maple with Ebony Stain
- RH Fenmore Chairs



BELMONT





BELMONT

Features:

- 1" Round Top with Waterfall Edge
- Optional 18" Butterfly Leaf

Shown:

- 48" with 2 leaves
- Brown Maple with Onyx Stain
- Artisan Chairs Imperial Chairs



BRADLEY





BRADLEY

Features:

- 4 Self-Storing Leaves
- 1" Rectangle Top with Mission Edge

Shown:

- 42" X 72"
- Top: Rustic Hickory with Natural Finish
- Base: Brown Maple with Coffee Stain
- Artisan Chairs Galena Chairs



BRUNSWICK

Features:

- 1" Round Top with Waterfall Edge
- Optional 18" Butterfly Leaf

Shown:

- 48" with 2 leaves
- Top: Rustic QSWO with Storm Grey Stain
- Base: Brown Maple with Onyx Stain



CARSON

Features:

- 3 Leaves
- 1" Oval Top with Beveled Edge

Shown:

- 42" X 60"
- Top: Rustic Cherry with Cappuccino Stain
- Base: Brown Maple with Onyx Stain

DROP LEAF LEG

Features:

- ½" Round Over Edge
- 10" Wide Drop Leaf
- Available with Different Leg Styles



DROP LEAF PEDESTAL

Features:

- 10" Wide Drop Leaf
- ½" Round Over Edge



CALLAHAN DOUBLE





CALLAHAN DOUBLE

Features:

- 4 Self Storing Leaves
- 1" Boatshape Top with Waterfall Edge

Shown:

- 48" x 72"
- Top: QSWO with Storm Grey Stain
- Base: QSWO with Driftwood Stain



CALLAHAN SINGLE





CALLAHAN SINGLE

Features:

- 1" Round Top with Beveled Edge
- Optional 18" Butterfly Leaf

Shown:

- 48" Round with 2 Leaves
- Brown Maple with Michael's Cherry Stain
- Artisan Baytown Chairs



COLONIAL





COLONIAL DOUBLE SQUARE ROUND

Features:

- 4 Self Storing Leaves
- 1" Square Round Top with ½" Round Over Edge

Shown:

- 42" x 72"

COLONIAL SINGLE

Features:

- 1" Round Top with ¾" Round Over Edge
- Optional 18" Butterfly Leaf

Shown:

- 48" Round with 2 Leaves



COLONIAL DOUBLE OVAL

Features:

- 4 Self Storing Leaves
- 1" Oval Top with ¾" Round Over Edge

Shown:

- 48" x 72"

COLUMBUS





COLUMBUS

Features:

- 1¾" Live Edge Top

Shown:

- 48" x 84"



CORONADA





CORONADA

Features:

- 1" Round Top with Beveled Edge
- Optional 18" Butterfly Leaf

Shown:

- 48" Round with 2 Leaves
- Top: Grey Elm with Tavern Stain
- Base: Brown Maple with Ebony Stain
- RH Fenmore Chairs



COUNTRY HEIRLOOM PUB





COUNTRY HEIRLOOM PUB

Features:

- 3 Leaves
- 1" Square Top with 1/2" Round Over Edge
- Optional 18" Butterfly Leaf

Shown:

- 48" Square
- Rustic Cherry with Asbury Stain
- RH Westlake Chairs



COUNTRY HEIRLOOM





COUNTRY HEIRLOOM TRESTLE

Features:

- 4 Self Storing Leaves
- 1" Rectangle Top with 4½" Radius Corners and ½" Round Over Edge

Shown:

- 42" x 72"

COUNTRY HEIRLOOM LEG

Features:

- 4 Self Storing Leaves
- 1" Rectangle Top with 4½" Radius Corners and ½" Round Over Edge

Shown:

- 42" x 60"



DENVER





DENVER

Features:

- 4 Self-Storing Leaves
- 1¼" Rough Sawn Top

Shown:

- 48" X 72"

DENVER SINGLE [NEW]

Features:

- 2 Leaves
- 48" Round with 1¼" Rough Sawn Top

Shown:

- Top: Rough Sawn White Oak Top with Asbury Stain
- Base: Rough Sawn Maple with Briar Stain





DURANGO MINI [NEW]

Features:

- 1¼ Live Edge

Shown:

- 36" x 48"
- Top: Walnut with Natural Stain
- Base: Brown Maple with Earth Tone Stain



GALVESTON DOUBLE [NEW]

Features:

- 4 Self Storing Leaves
- 1" Top with Large Bevel Edge

Shown:

- 42" x 72"
- Brown Maple with Briar Stain

HOUSTON TRESTLE [NEW]

Features:

- 1" Top with Waterfall Edge
- 4 Self Storing Leaves

Shown:

- 42" x 72"
- Top: Rustic Hickory with Limed Stain
- Base: Brown Maple with Dark Knight Stain



KINGSTON

Features:

- 1" Top with Ogee Edge
- 4 Self Storing Leaves
- Up to 12 Leaves

Shown:

- 42" x 72"

HENDERSON





QUICK SHIP

Available with Brown Maple base
and any species top.

HENDERSON DOUBLE

Features:

- 4 Self Storing Leaves
- 1" Top with Mission Edge

Shown:

- 42" x 72"
- Brown Maple with Asbury Stain
- Artisan Ceresco Chairs

QUICK SHIP

Available with Brown Maple base
and any species top.

HENDERSON SINGLE [NEW]

Features:

- 2 Leaves
- 1" Top with Waterfall Edge
- Optional 18" Butterfly Leaf

Shown:

- 48" Round
- Top: Rustic Hickory with Carbon Stain
- Base: Brown Maple with Limed Stain



HOMESTEAD





HOMESTEAD TRESTLE

Features:

- 4 Self Storing Leaves
- 1" Top with Mission Edge

Shown:

- 42" x 72"
- QSWO with Asbury Stain
- Walnut Dentil Trim
- RH Homestead Chairs

HOMESTEAD PUB

Features:

- 2 Leaves
- 1" Top with Mission Edge
- Optional 18" Butterfly Leaf

Shown:

- 48" x 48"



HOMESTEAD LEG

Features:

- 4 Self Storing Leaves
- Up to 12 Leaves
- 1" Top with Mission Edge

Shown:

- 42" x 60"

LAKESHORE





LAKESHORE

Features:

- 2 Leaves
- 1" Top with $\frac{3}{4}$ " Beveled Edge
- Optional 18" Butterfly Leaf

Shown

- 48" x 48"



LINCOLN TRESTLE





LINCOLN TRESTLE

Features:

- 4 Self Storing Leaves
- 1" Top with Bow End and Waterfall Edge
- 4½" Rounded Corners

Shown:

- 42" x 72"
- Red Oak with Earth Tone Stain
- Artisan Lincoln Chairs



LODGE





LODGE

Features:

- 2 Leaves
- 1" Square Top with Mission Edge
- Optional 18" Butterfly Leaf

Shown:

- 48" x 48"
- Top: Grey Elm with Tavern Stain
- Base: Brown Maple with Onyx Stain
- F&N Lodge Bar Stools





LOGAN

Features:

- 2 Leaves
- 1" Top with Beveled Edge
- Optional 18" Butterfly Leaf

Shown:

- 48" Round

MADISON

Features:

- 4 Self Storing Leaves
- 1" Top with Beveled Edge

Shown:

- 42" x 60"



MISSION LEG

Features:

- 4 Self Storing Leaves
- 1" Top with Mission Edge

Shown:

- 48" x 72"



OAKLEY

Features:

- 1" Top with $\frac{3}{8}$ " Round Over Edge
- 10 Leaves

Shown:

- 42" x 72"

MISSION TRESTLE





MISSION TRESTLE

Features:

- 4 Self Storing Leaves
- 1" Top with Mission Edge

Shown:

- 42" x 72"
- QSWO with Asbury Stain
- Artisan Delilah Chairs





OCALA [NEW]

Features:

- 2 Self Storing Leaves
- 1" Top with Waterfall Edge

Shown:

- 36" x 48"
- Rustic Hickory with Medium Walnut Stain

TRENTON

Features:

- 2 Leaves
- 1" Top with Waterfall Edge

Shown:

- Red Oak with Lite Asbury Stain



WEST VILLAGE

Features:

- Up to 8 16" Leaves
- 1" Top with ¼" Round Over Edge
- Different Base Options Available

Shown:

- 48" x 72"



OLD COUNTRY





OLD COUNTRY

Features:

- 4 Self Storing Leaves
- 1" Bow End Top with $\frac{3}{8}$ " Round Over Edge

Shown:

- 42" x 72"





OLD COUNTRY EXTENSION

Features:

- 12 Leaves
- Formica Top with $\frac{3}{8}$ " Round Over Edge

Shown:

- 42" x 72"
- Formica Top with Oak Edge



OLD COUNTRY LEG

Features:

- 4 Self Storing Leaves
- 1" Bow End Top with $\frac{3}{8}$ " Round Over Edge

Shown:

- 42" x 60"





OLD WORLD MISSION





OLD WORLD MISSION

Features:

- 4 Self Storing Leaves
- 1/4" Circle Sawn Texture Top

Shown:

- 42" x 72"
- Top: Brown Maple with Driftwood Stain
- Base: Brown Maple with Rich Cherry Stain
- Delmar's Old World Mission Chairs



RENO





RENO DOUBLE

Features:

- 4 Self Storing Leaves
- 1" Top with 2" Clipped Corners and Beveled Edge

Shown:

- 48" x 72"
- Top: Wormy Maple with Natural Stain
- Base: Brown Maple with Earth Tone Stain
- Artisan Arts & Crafts Chairs

RENO SINGLE

Features:

- 1¼" Top with Textured Top with Mission Edge
- Optional 1" Smooth Top

Shown:

- Top: Brown Maple with Driftwood Stain and Portabella Glaze
- Base: Brown Maple with Coffee Stain



RICHLAND





RICHLAND

Features:

- 4 Self Storing Leaves
- 1" Boat Shape Top with Beveled Edge

Shown:

- 48" x 72"
- Top: Brown Maple with Michael's Cherry Stain
- Base: Brown Maple with Briar Stain
- Artisan Alexander Chairs



SHAKER MISSION





SHAKER MISSION

Features:

- 4 Self Storing Leaves
- 1" Top with Small Beveled Edge

Shown:

- 42" x 72"





AUSTIN

Features:

- 1" Top
- Extendable up to 4 Leaves



CALLAHAN

Features:

- Extendable up to 4 Leaves

COUNTRY HEIRLOOM

Features:

- 1" Top
- Extendable up to 4 Leaves



DENVER

Features:

- 1 1/4" Top
- Extendable up to 4 Leaves



HOMESTEAD

Features:

- 1" Top
- Extendable up to 4 Leaves



MADISON

Features:

- 1" Top
- Extendable up to 4 Leaves



MISSION

Features:

- 1" Top
- Extendable up to 4 Leaves



OAKLEY

Features:

- 1" Top
- Extendable up to 4 Leaves



OLD COUNTRY

Features:

- 1" Top
- Extendable up to 4 Leaves



SHAKER MISSION

Features:

- 1" Top
- Extendable up to 4 Leaves

TRADITIONAL

Features:

- 7/8" Top
- Extendable up to 4 Leaves



